



## Switch Too

SIMPLE FRAMING SYSTEM FOR STRETCHED CANVAS AND PAPER PRINTS

**LFP**  
print it **large!**

NEW!

Instruction videos!  
[print-it-large.eu/downloads](http://print-it-large.eu/downloads)

Switch Too is part of the Wunderbars product range offering of framing systems for stretched canvas and paper prints.

Canvas or Paper Print framing with Switch Too does not require any skills and is completed within a minimum of time. No staples or pliers are required in its construction. Corners are folded easily, everything is ready and measured


for your convenience. Simply stick your canvas or paper print to the card, slot it in place, tape the back and hang. Extremely easy and straight forward.

One of the key features is that you can easily swap images when being bored of the same old image. Simply buy a new insert which is sold separately, get a new canvas or paper print made and apply the same procedure as with your first image.


Switch Too is available in different finishes (Ash and Black Poplar) and offered in multiple sizes.



Step 1: The 3 parts needed for assembly to a finished Switch Too (frame, card, media sized to fit the inner card dimensions).



Step 2: Overlay the card onto the media (canvas / paper print).



Step 3: Remove the self-adhesive strips on the sides of the card.




Step 4: Fold the media to fix onto the self-adhesive boards.



Step 5: Fold the media into an angular-point towards inside of the card.



Step 6: Position to card with the fixed media into the frame close to the grooves at lower end of the Frame.



Step 7: Insert the small folds over their complete length into the grooves of the frame.



Step 8: Completion of the fold insertion.



Step 9: Place a brown tape over the complete length of each frame length (4 sides), cut-in the corners and fold inside direction of the frame to fix the folded angles of the Media.



Step 10: Your Switch Too is ready.

Products available to date: (At request a larger product offering can be made available)

|         | Image size  | Finish                        |
|---------|-------------|-------------------------------|
| 1000377 | 20cm x 25cm | Switch Too Frame Ash          |
| 1000378 | 30cm x 40cm | Switch Too Frame Ash          |
| 1000379 | 40cm x 50cm | Switch Too Frame Ash          |
| 1000380 | 20cm x 25cm | Switch Too Frame Black Poplar |
| 1000381 | 30cm x 40cm | Switch Too Frame Black Poplar |
| 1000382 | 40cm x 50cm | Switch Too Frame Black Poplar |

**Inserts**

|         |             |                            |
|---------|-------------|----------------------------|
| 1000317 | 20cm x 25cm | Replacement boards (5 pcs) |
| 1000318 | 30cm x 40cm | Replacement boards (5 pcs) |
| 1000319 | 40cm x 50cm | Replacement boards (5 pcs) |

Specifications are subject to change without notice. All other trademarks shown are trademarks of their respective owners. All rights reserved.

Please contact your local Fujifilm partner for further information

FUJIFILM Belgium NV  
Europark-Noord 21-22, 9100 Sint-Niklaas, Belgium  
T +32 3 760 02 00  
marketing\_ffbe@fujifilm.com

www.print-it-large.eu  
www.fujifilm.eu/esp (Download ESP)